


VOCABULARY TERMS GRADE 6




abundant number
acute angle
algorithm
angle
angle sum
area
bar graph
base
base ten number system
benchmark
categorical data
central angle
certain outcome
chance
circle
circumference
common factor
common multiple
composite number
conjecture
coordinate graph
data
decimal
deficient number
degree
denominator
diagonal
diameter
dimensions
dividend
divisor
equally likely events
equilateral triangle
equivalent fractions
even number
event
experimental probability

exponent
exterior angle
fact family
factor
factor pair
factorization
fair game
favorable outcome
fraction
Fundamental Theorem of Arithmetic
greatest common factor
height
impossible outcome
improper fraction
interior angle
irregular polygon
isosceles triangle
least common multiple
length
line of symmetry
line plot
line segment
linear dimensions
mean
median
midpoint
mixed number
mode
multiple
near-perfect number
numerator
numerical data
obtuse angle
odd number
outcome
outlier
parallel lines
parallelogram
percent
perfect number
perimeter
perpendicular lines
pi
polygon
possible
powers of ten
prime factorization
prime number
probability

probable
proper factors
quadrilateral
quotient
radius
random events
range
ratio
rational number
ray
reciprocal
rectangle
reflection symmetry
regular polygon
relatively prime numbers
repeating decimal
rhombus
right angle
right triangle
rotation symmetry
scale
scalene triangle
side
simulation
square
square number
stem-and-leaf plot (stem plot)
straight angle
survey
table
terminating decimal
theoretical probability
tiling
transversal
trapezoid
tree diagram
trial
unit fraction
Venn diagram
vertex
width
x-axis
y-axis

VOCABULARY TERMS GRADE 7




absolute value
 algorithm
 area model
 Associative Property
 attribute
 base
 binomial probability
 categorical data
 change
 coefficient
 Commutative Property
 complementary angles
 cone
 constant term
 coordinate graph
 coordinate pair
 corresponding
 counts
 cube
 cylinder
 dependent variable
 distribution
 Distributive Property
 edge
 equally likely
 equation, formula
 equivalent ratios
 expected value (or long term average)
 experimental probability
 face
 fair game
 function
 graphs
 height
 image
 independent variable
 integers

intersecting lines
 inverse operations
 Law of Large Numbers
 line plot
 linear function
 linear relationship
 mean
 measures
 measures of center
 median
 midpoint
 mode
 negative number
 nested triangles
 net
 number sentence
 numerical data
 oblique prism
 opposites
 order of operations
 ordered value bar graph
 origin
 outcome
 outliers
 pattern
 payoff
 point of intersection
 positive number
 prism
 probability
 properties of equality
 proportion
 pyramid
 quadrants
 random
 range
 rate
 rate table
 ratio

rational numbers
 rectangular prism
 relationship
 rep-tile
 right prism
 rise
 rule
 run
 sample space
 scale
 scale factor
 scaling
 scatter plot
 similar
 slope
 sphere
 supplementary angles
 surface area
 table
 theoretical probability
 tree diagram
 unit cube
 unit rate
 value bar graph
 value of an attribute
 variability of a set of numerical data
 variable
 volume
 x-axis
 x-intercept
 y-axis
 y-intercept

VOCABULARY TERMS GRADE 8



additive inverses
base
basic design element
box-and-whisker plot (or box plot)
chord
circle
Commutative Property of Addition
Commutative Property of Multiplication
compound growth
congruent figures
conjecture
constant term
convenience sampling
decay factor
decay rate
Distributive Property
distribution
equivalent expressions
expanded form
exponent
exponential decay
exponential form
exponential growth
exponential relationship
factored form
five-number summary
function
growth factor
growth rate
histogram
hypotenuse
inequality
inverse variation
irrational number
kaleidoscope

legs
like terms
line of symmetry
line reflection
linear equation in standard form
linear inequality
linear relationship
linear term
lower quartile
mathematical model
maximum value
midpoint
minimum value
multiplicative inverses
parabola
perpendicular
population
properties of equality
Pythagorean Theorem
quadratic expression
quadratic relationship
quadratic term
random sampling
rational number
real numbers
reflection symmetry
repeating decimal
roots
rotation
rotation symmetry
sample
sampling distribution
scatter plot
scientific notation
square root
standard form
stem-and-leaf plot (or stem plot)
symmetry
system of linear equations
system of linear inequalities
systematic sampling
term
terminating decimal
triangular number
upper quartile
voluntary-response sample