


12/6/10

# My Reading Record



Name \_\_\_\_\_

Date	Book Title	Parent Signature	Comments?
*			
*			

Read at least 5 times this week. Read two more times for a \*BONUS!\*

Name \_\_\_\_\_

Date \_\_\_\_\_

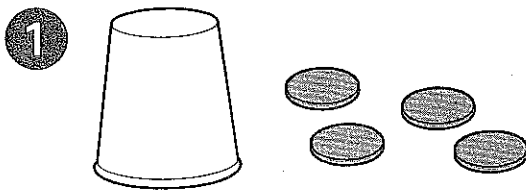
**Building Number Sense**

# What's Inside the Cup?

There are 9 counters in all.  
Write how many counters are **outside** the cup. Write how many counters are **inside** the cup.


### Family Connection

Students continue to find combinations of numbers. Ask your child to explain how he or she decides how many counters are under each cup.




Outside \_\_\_\_\_

Inside \_\_\_\_\_




Outside \_\_\_\_\_

Inside \_\_\_\_\_



Outside \_\_\_\_\_

Inside \_\_\_\_\_

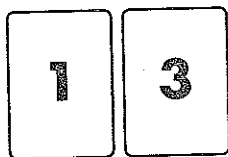


Outside \_\_\_\_\_

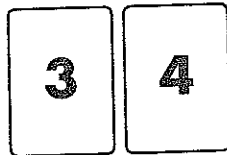
Inside \_\_\_\_\_

## Mixed Review and Test Prep

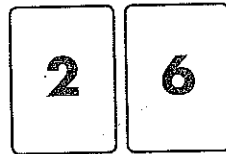
5 Which pair of number cards has a total of 7?




(A)



(B)



(C)



(D)

Name \_\_\_\_\_

Date \_\_\_\_\_

**Building Number Sense****Missing Numbers****Family Connection**

Students have been exploring number patterns on the 100 chart. They are also learning to read and write numbers sequentially. You may wish to cover several numbers in each exercise and ask your child to tell you which numbers are missing.

①

1	2	3	4	5	6	7	8	9	10
11	12	13	14	15	16	17	18	19	20

Fill in the missing numbers.

②

1		3		5		7		9	
11		13		15		17		19	

③

	2		4		6		8		10
	12		14		16		18		20

④

21		23	24			27	28		30
	32	33	34	35			38	39	

⑤

	22	23		25	26			29	30
31		33			36	37			40

# Rolling Along

Subtract.





Color the snowball with the matching answer.

<p>A. <math>4 - 3 = \underline{\quad}</math></p> <p>0 1 2</p>	<p>B. <math>8 - 5 = \underline{\quad}</math></p> <p>1 2 3</p>	<p>C. <math>6 - 2 = \underline{\quad}</math></p> <p>2 3 4</p>	<p>D. <math>9 - 5 = \underline{\quad}</math></p> <p>4 5 6</p>	<p>E. <math>5 - 4 = \underline{\quad}</math></p> <p>1 2 3</p>
<p>F. <math>8 - 7 = \underline{\quad}</math></p> <p>1 2 3</p>	<p>G. <math>10 - 3 = \underline{\quad}</math></p> <p>5 6 7</p>	<p>H. <math>7 - 1 = \underline{\quad}</math></p> <p>5 6 7</p>		
<p>I. <math>6 - 6 = \underline{\quad}</math></p> <p>0 1 2</p>	<p>J. <math>10 - 8 = \underline{\quad}</math></p> <p>1 2 3</p>			

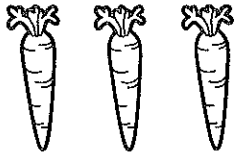
**In the Garden**

Subtract.

Cross out the carrots to help you.

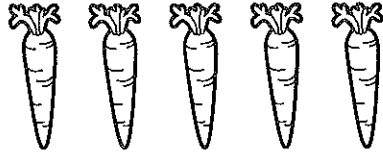


A.



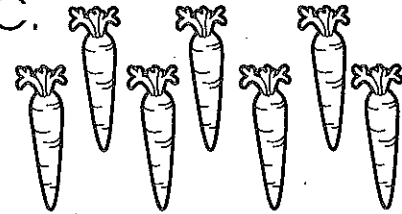
$3 - 1 = \underline{\quad}$

B.



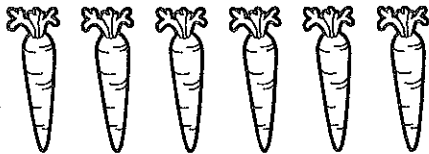
$5 - 2 = \underline{\quad}$

C.



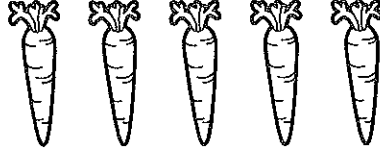
$7 - 3 = \underline{\quad}$

D.



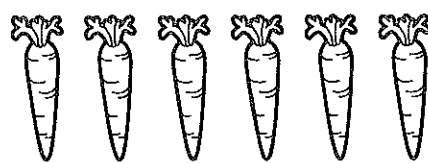
$6 - 5 = \underline{\quad}$

E.



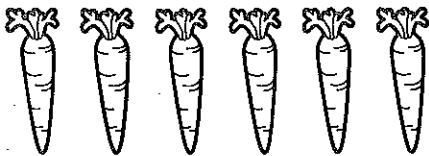
$5 - 4 = \underline{\quad}$

F.



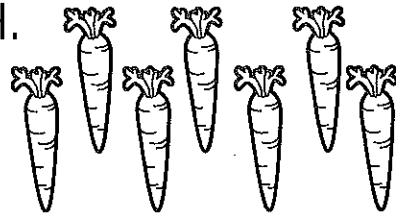
$6 - 2 = \underline{\quad}$

G.



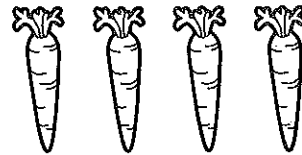
$6 - 3 = \underline{\quad}$

H.




$7 - 1 = \underline{\quad}$

I.





$4 - 3 = \underline{\quad}$

Name \_\_\_\_\_




umbrella



umpire

Trace and write.

Handwriting practice lines for the letter 'u'. The first line shows six cursive 'u's for tracing, with arrows indicating the stroke direction. Below are three sets of blank handwriting lines, each consisting of a solid top line, a dashed middle line, and a solid bottom line, with a small dot on the middle line for starting the letter.



us

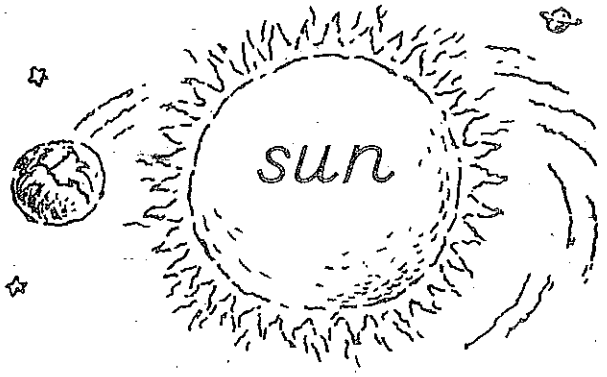
Handwriting practice lines for the word 'us'. The first line shows the word 'us' written in cursive. Below are three sets of blank handwriting lines, each consisting of a solid top line, a dashed middle line, and a solid bottom line, with a small arrow on the middle line for starting the word.

Children trace and write the letter u and the word us.

Letter Description: Middle start; down, around, up, down, and a monkey tail.

Name \_\_\_\_\_

Two children read a science book.  
Read and write their notes.




The sun is huge.

The sun is huge.

Earth turns around it.

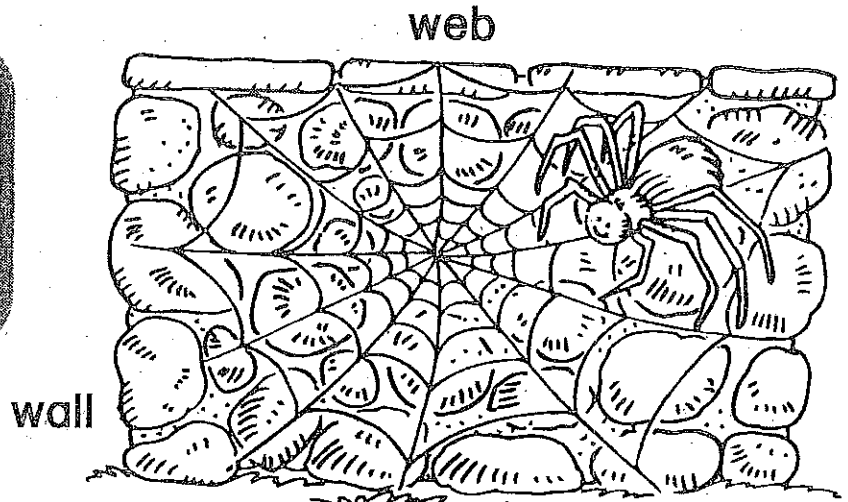
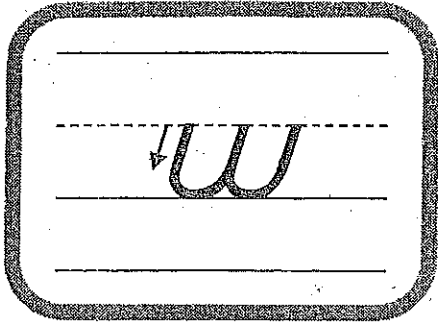
Earth turns around it.







Clouds bend sunlight.

Clouds bend sunlight.

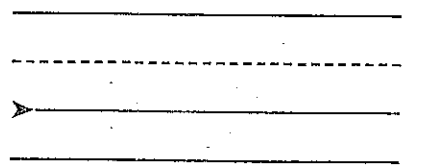
Name \_\_\_\_\_



Trace and write.



walk




Children trace and write the letter w and the word walk.

Letter Description: Middle start; down, around, up, and down, around, up again.

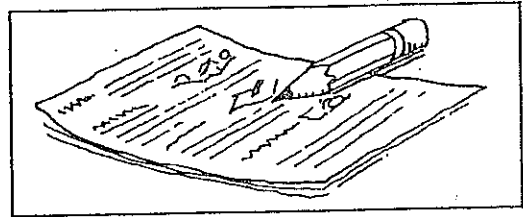
Name \_\_\_\_\_

Write these sentences about some things you know.



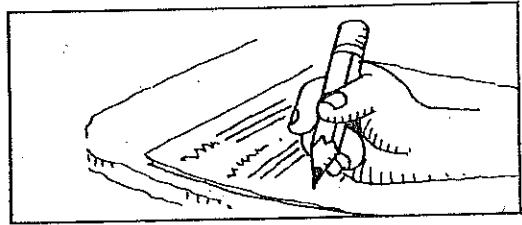
I know where we are.

*I know where we are.*



I know what to do.

*I know what to do.*



I know how to write.

*I know how to write.*