


Name _____



COUNTING ON

Count on to add.



1. $5 + 2 =$  _____ $7 + 2 =$ _____ $7 + 1 =$ _____

2. $8 + 2 =$ _____ $4 + 1 =$ _____ $3 + 3 =$ _____


3. $9 + 1 =$ _____ $5 + 3 =$ _____ $4 + 2 =$ _____


4. $4 + 3 =$ _____ $6 + 2 =$ _____ $5 + 1 =$ _____


5. $2 + 2 =$ _____ $8 + 1 =$ _____ $6 + 3 =$ _____

6. $6 + 1 =$ _____ $7 + 3 =$ _____ $3 + 2 =$ _____

7. $2 + 1 =$ _____ $3 + 1 =$ _____ $1 + 2 =$ _____

 8. Kim had 6 .

 She got 2 more .

 How many  does she have in all? _____


A Happy Harvest

Subtract.

A. $7 - 2 =$ _____

B. $6 - 4 =$ _____

C. $4 - 1 =$ _____

D. $7 - 6 =$ _____

E. $9 - 5 =$ _____

F. $8 - 1 =$ _____

G. $5 - 3 =$ _____

H. $9 - 2 =$ _____

I. $8 - 2 =$ _____


J. $8 - 6 =$ _____

K. $9 - 6 =$ _____

L. $7 - 5 =$ _____


M. $8 - 4 =$ _____

N. $3 - 2 =$ _____



Name _____

Evaluation



Remember: Cross the letters **f** and **t**. Make sure your tall letters touch the top line.


Circle the best h, k, and f.
Write each letter three times.
Circle your best h, k, and f.

h h h


k k k

f f f

Label the pictures.



basket



flags

✓ Check Your Handwriting

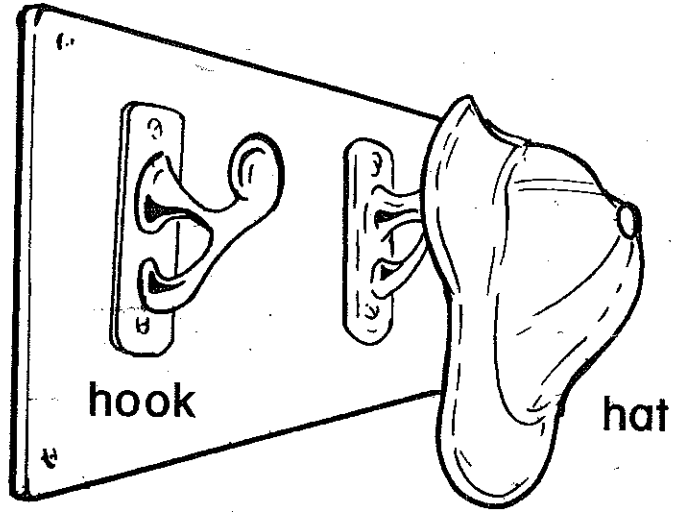

Did you cross the letters **f** and **t**?

Do your tall letters touch the top line?


Yes

No


Name _____



Trace and write.



head



Children trace and write the letter h and the word head.

Letter Description: Top start; slant down, up over the hill, and a monkey tail.

Name _____

Write a page in a scrapbook.



We went to the beach.

We went to the beach.



We found white shells.

We found white shells.

This one had holes.


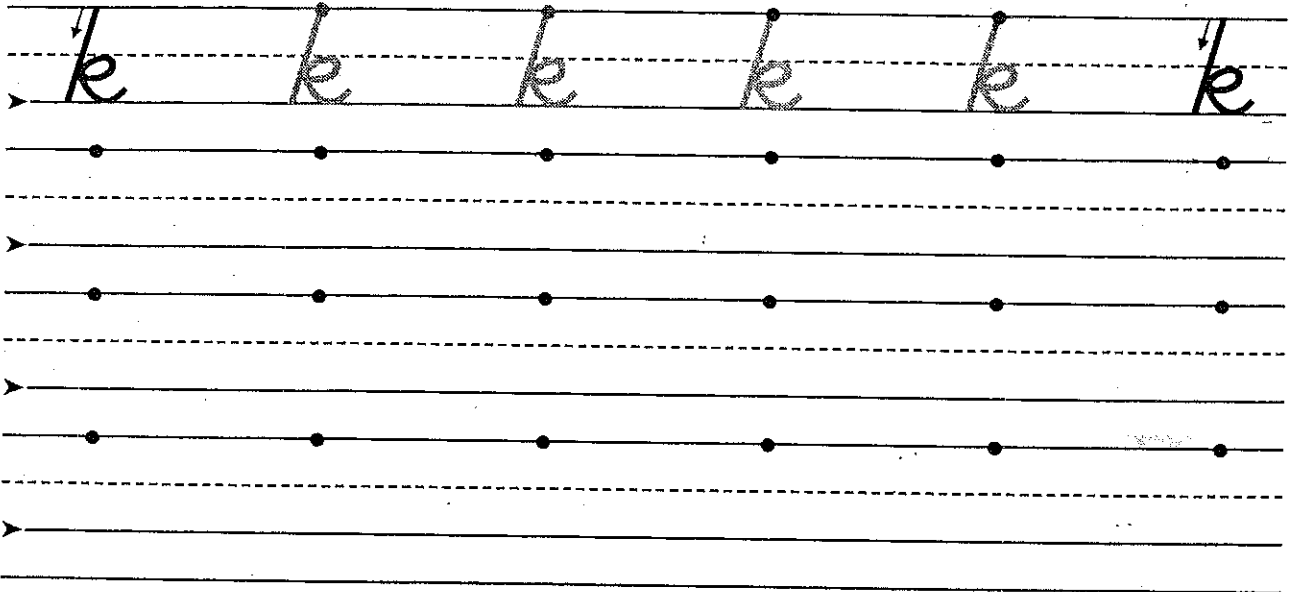
This one had holes.

Name _____




Trace and write.

kitchen



kites



Children trace and write the letter k and the word kites.

Letter Description: Top start; slant down, up into a little tummy, and a monkey tail.

Name _____

Write the directions.

Then do what they say.



Color the book pink.

Color the book pink.

Color the key black.


Color the key black.

Draw the kids' cookies.


Draw the kids' cookies.

© Scott Foresman / Addison Wesley


Solve the addition problems. Then cut out one puzzle piece at a time and paste it in the box that has the same answer.




$$\begin{array}{r} 2 \\ + 5 \\ \hline \end{array}$$




$$\begin{array}{r} 1 \\ + 2 \\ \hline \end{array}$$




$$\begin{array}{r} 3 \\ + 6 \\ \hline \end{array}$$




$$\begin{array}{r} 1 \\ + 0 \\ \hline \end{array}$$




$$\begin{array}{r} 3 \\ + 5 \\ \hline \end{array}$$




$$\begin{array}{r} 1 \\ + 1 \\ \hline \end{array}$$



$$\begin{array}{r} 2 \\ + 2 \\ \hline \end{array}$$



$$\begin{array}{r} 3 \\ + 2 \\ \hline \end{array}$$



$$\begin{array}{r} 2 \\ + 4 \\ \hline \end{array}$$

9	2	6
5	8	3
7	4	1