


# My Reading Record




Name \_\_\_\_\_

Date	Book Title	Parent Signature	Comments?
*			
*			

Read at least 5 times this week. Read two more times for a \*BONUS!\*

# Halloween Party



- Coloring key
- brown 
  - green 
  - gray 
  - black 
  - white 
  - pink 
  - purple 
  - orange 
  - yellow 
  - peach 

Name: \_\_\_\_\_

## Halloween Party Graphing

Use the math picture to count each Halloween character guest.

Color the graph to show that number. Use a different color for each bar of the graph.

10

9

8

7

6


5

4

3

2

1



Name: \_\_\_\_\_

## Halloween Party Addition

Use the math picture to count and write the number in each box. Add the numbers.

1.



+



2.



+



3.



+



4.



+



5.



+



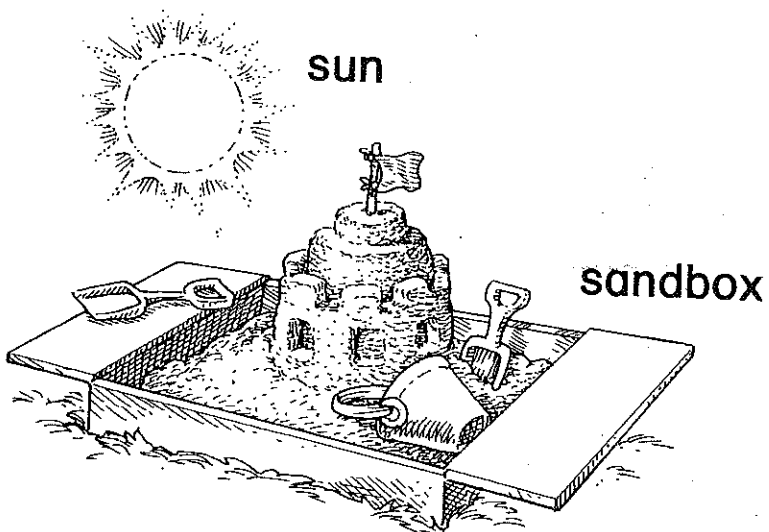
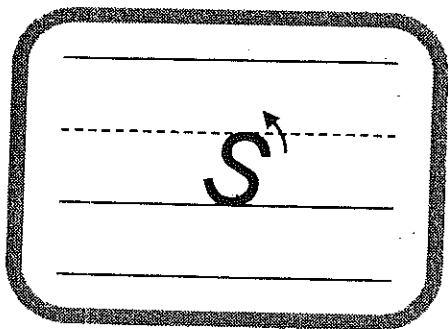
6.





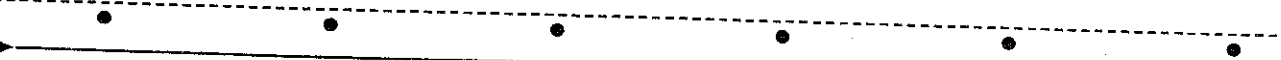
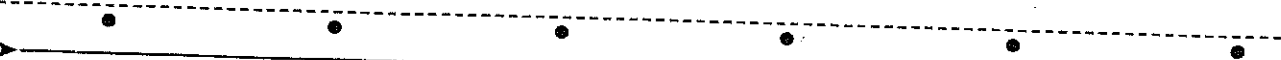
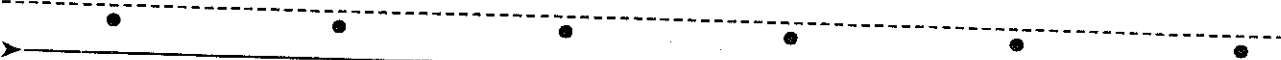

+



Name \_\_\_\_\_



Trace and write.



Children trace and write the letter s and the word seeds.


Letter Description: Start below the middle; curve up, around, down, and a snake tail.

Name \_\_\_\_\_

Write sentences.

This goose sits.

*This goose sits.*



She has a grass nest.

*She has a grass nest.*

Eggs are in the nest.

*Eggs are in the nest.*


Name \_\_\_\_\_

### Review

Dad and I are going to shop.  
I made a list for Dad.  
Write what you think I wrote.



dog




eggs



sodas




cocoa



goose



gas



cage




seeds

## My Shopping List

_____	_____	_____
_____	_____	_____
▶ _____	_____	_____
_____	_____	_____
_____	_____	_____
▶ _____	_____	_____
_____	_____	_____
_____	_____	_____
▶ _____	_____	_____
_____	_____	_____

Name \_\_\_\_\_

### Evaluation



**Remember:** Close the letters a, d, o, and g. Make sure your small letters touch the middle line.

Circle each tall letter.

Draw a line under each small letter.

Draw a box around each letter with a tail. touch the middle line.

a c d e g o s

Circle the best letter. Write and then circle your best a.



a a a

Label the pictures.



dog

\_\_\_\_\_  
\_\_\_\_\_  
\_\_\_\_\_



cages

\_\_\_\_\_  
\_\_\_\_\_  
\_\_\_\_\_

### ✓ Check Your Handwriting

Did you close the letters a, d, o, and g?

Yes

No

Do your small letters touch the middle line?