

NAME _____

DATE _____

Home Connection 12 ★ Activity



NOTE TO FAMILIES

This Home Connection asks students to measure common items at home in centimeters. If you have a ruler or tape measure at home marked in centimeters, have your child use it. If not, you can cut out the strips below and tape or glue them together to create a measuring tape.

Measuring in Centimeters

1 Find a ruler or tape measure that is marked in centimeters. You can also cut out the strips below and tape or glue them together to make your own measuring tape.

2 By yourself or with another family member or two, measure the items listed on the worksheet and record your results.

1	2	3	4	5	6	7	8	9	10	glue or tape
centimeters										
11	12	13	14	15	16	17	18	19	20	glue or tape
21	22	23	24	25	26	27	28	29	30	
31	32	33	34	35	36	37	38	39	40	glue or tape
41	42	43	44	45	46	47	48	49	50	
51	52	53	54	55	56	57	58	59	60	


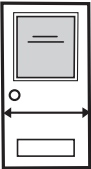



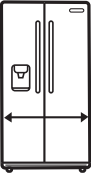

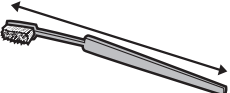
NAME _____

DATE _____

Home Connection 12 ★ Worksheet

Measuring in Centimeters

Please measure the following objects in centimeters and record the results.

Object To Be Measured	Length in Centimeters
1 width of your bed 	
2 width of a door 	
3 height from the ground to the seat of your favorite chair 	
4 length of a telephone or cell phone 	
5 dimensions of your favorite book (length and width) 	
6 width of your refrigerator 	
7 dimensions of a towel (length and width) 	
8 length of your toothbrush 	

(Continued on back.)

Home Connection 12 Worksheet (cont.)

Locate objects at home that are about 6 cm and 80 cm long or tall. Record the name of the object below.

Approximate Length	Object You Found
9 about 6 cm long or tall	
10 about 80 cm long or tall	