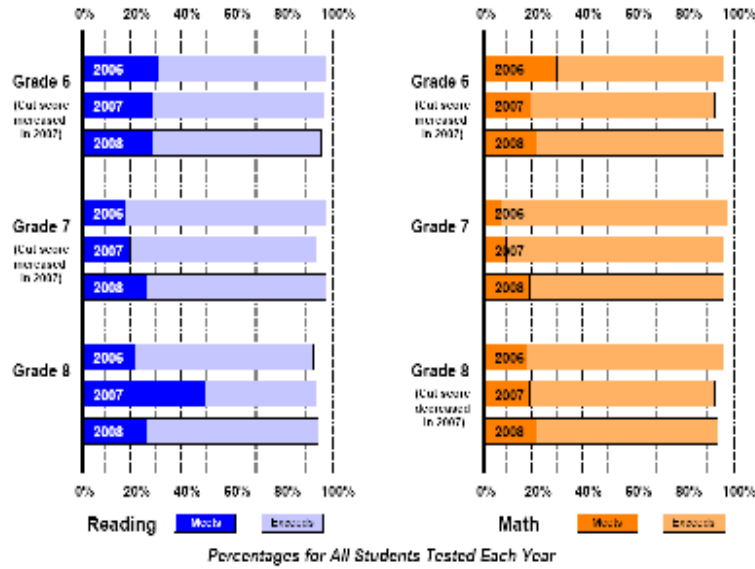


Data Analysis

Has our school's performance improved over time? (% Meets and Exceeds)



Students Performing at High Levels in All Content Areas

- The data above shows an exceptionally high percentage of students meeting or exceeding benchmarks in reading, math, writing and science over the last 3 years.
- A higher percentage of students are exceeding benchmarks in math and reading compared to science and writing. Note that in most years, the number of students moving into the exceeding category increases or stays relatively stable as the students move through the grades. Our goal is to move at least 10% more of our students into the exceeds from the meets category every year.
- Although our writing scores are relatively high and consistent, it is the assessment on which our students score the lowest. When we look at scores broken into the traits, conventions (grammar/punctuation) scores are the lowest.

This year we are focusing on conventions in writing across all content areas in an effort to move more students to the exceeds category in writing. All students will have an opportunity to test two times in math, reading and science this year.

West Sylvan Special Populations

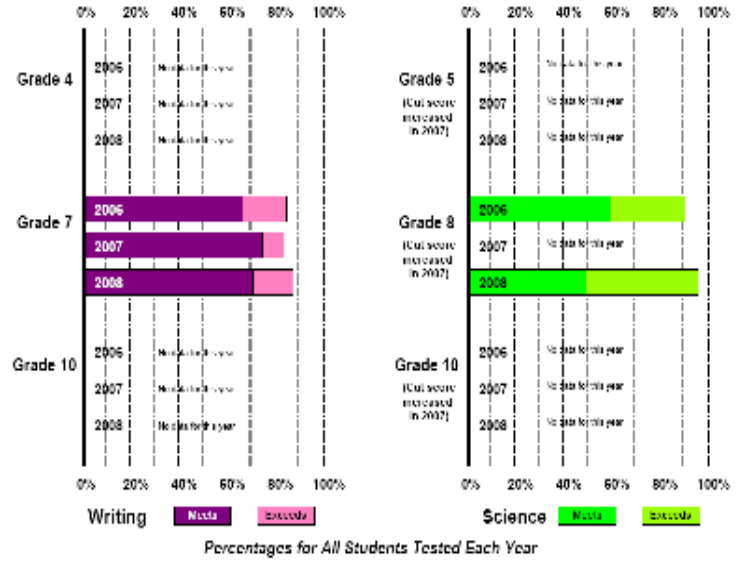
- West Sylvan students outperform the district in all categories.
- Special Education students, most of whom work incredibly hard, are not performing at grade level but are required to take their grade level test. Even so, we continue to see improvements.
- One third of our students are TAG students who consistently meet and exceed benchmarks.
- Last year our Limited English students performed lower than they did the past two years.

Most of our Limited English speakers come to us literate in their native language, which allows them to learn English at a quicker pace. However, their interpersonal/social language develops more rapidly than their academic language, which is evident on how they perform on the tests. ELL students are required to take the state assessment after being in this country for one year. We serve very few ELL students so the data from year to year varies greatly based on how many years of English the students have taken.

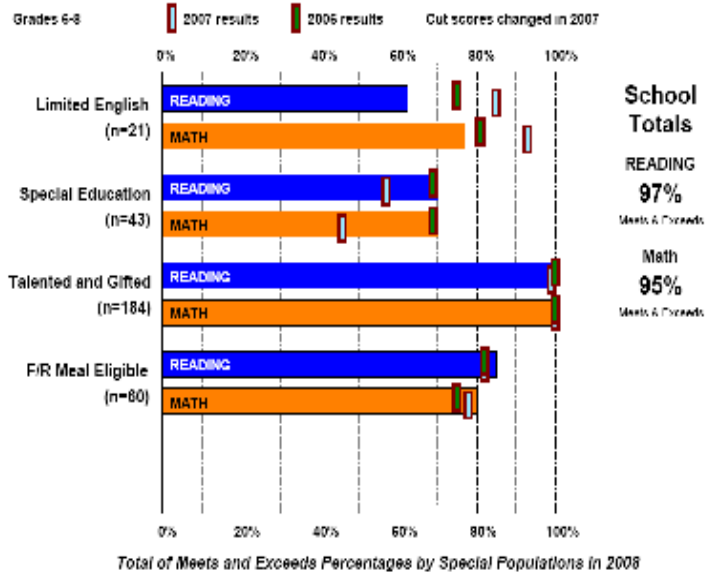
West Sylvan Ethnic Groups

- West Sylvan students outperform the district in all ethnic groups.
- African American and Hispanic students still lag behind their White and Asian counterparts, but we are closing the gap at a faster rate than almost any other school in the district.

Has our school's performance improved over time? (% Meets and Exceeds)



How do special populations compare to school performance?



Are our school's ethnic groups performing equally?

