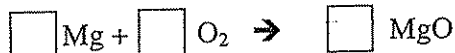


## Balancing Act

Name \_\_\_\_\_

Atoms are not \_\_\_\_\_ or \_\_\_\_\_ during a chemical reaction. Scientists know that there must be the \_\_\_\_\_ number of atoms on each \_\_\_\_\_ of the \_\_\_\_\_. To balance the chemical equation, you must add \_\_\_\_\_ in front of the chemical formulas in the equation. You cannot \_\_\_\_\_ or \_\_\_\_\_ subscripts!

1) Determine number of atoms for each element.



2) Pick an element that is not equal on both sides of the equation.

Mg =

Mg =

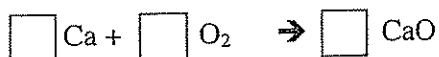
3) Add a coefficient in front of the formula with that element and adjust your counts.

O =

O =

4) Continue adding coefficients to get the same number of atoms of each element on each side.

Try these:

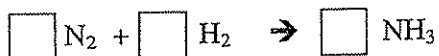


Ca =

Ca =

O =

O =



N =

N =

H =

H =



Cu =

Cu =

O =

O =

C =

C =



H =

H =

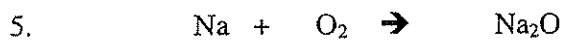

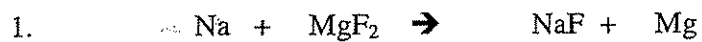
O =

O =

## Balancing Act Practice

Name \_\_\_\_\_

Balance each equation. Be sure to show your lists! Remember you cannot add subscripts or place coefficients in the middle of a chemical formula.



**Challenge: This one is tough!**

