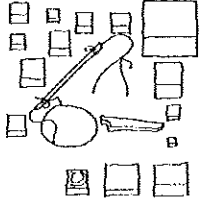




READING NOTES 14

Station A

1. Complete the drawing.




3. Read Section 14.3. Record the archeologists' ideas about these objects.

2. Record your ideas about what these objects may have been used for.


Station B

2. Record your ideas about what this structure may have been used for.

1. Complete the drawing.



3. Read Section 14.4. Record the archeologists' ideas about this structure.




READING NOTES 14

Station C

2. Record your ideas about what these objects may have been used for.

1. Complete the drawings.



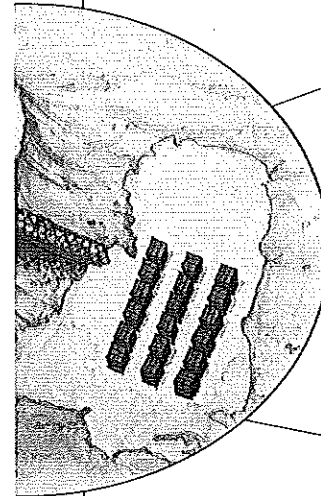
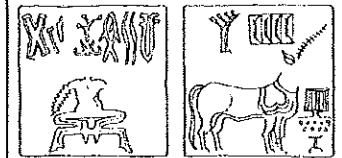
3. Read Section 14.5. Record the archeologists' ideas about these objects.

Station D

2. Record your ideas about what these objects may have been used for.

3. Read Section 14.6. Record the archeologists' ideas about these objects.


1. Complete the drawings.





Station E

1. Complete the drawing.



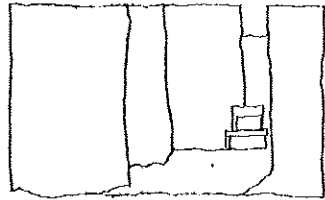
3. Read Section 14.7. Record the archeologists' ideas about this structure.

2. Record your ideas about what this structure may have been used for.


Station F

2. Record your ideas about what these structures may have been used for.

1. Complete the drawing.



3. Read Section 14.8. Record the archeologists' ideas about these structures.



Station G

2. Record your ideas about what these objects may have been used for.

1. Complete the drawing.



3. Read Section 14.9. Record the archeologists' ideas about these objects.

Station H

2. Record your ideas about what this object may have been used for.

3. Read Section 14.10. Record the archeologists' ideas about this object.

1. Complete the drawing.

