

Your Name


Group Members:

---

---


---

---



# The Schedule

	Week 1	Week 2	Week 3	Week 4
Day of Meeting				
Date of meeting				
Pages to read				
Discussion Director				



Pages: \_\_\_\_\_

Date: \_\_\_\_\_

## Discussion Director

This job rotates to a different person each week. If you are the Discussion Director your job is to write questions before the meeting that will get people thinking about what they've read and promote discussion during the meeting. Asking about people's opinions is the way to go! Write five questions that will get people talking! Use the next page to write down your questions so you don't forget!

Here are some good sample discussion questions:

What do you think will happen next?

Did anything surprise you?

Do you think the characters are realistic? Why or why not?

Which part of the reading was the most important? Why?

Be prepared to start the discussion with your own answers! You can use one of the above sample questions if you wish.

As the Discussion Director you are also in charge of giving each group member an equal chance to share his/her response to the prompt of the week.

## Everyone (including Discussion Director)

All group members are responsible for the activities described on page 4. During the meeting everyone is in charge of respecting the group's discussion by being open to others' ideas and giving everyone a chance to positively participate.

## Discussion Direction Questions


1)

2)

3)

4)

5)



## For each meeting...

### 1) Read


Each week your assignment is to read about  $\frac{1}{4}$  of your book before your meeting. If you read more, that's okay! (just don't give away what happens to anyone else)

### 2) Respond (left side)

Choose one of the prompts at the top of each week's page to respond to what you've read. Circle the prompt you've chosen. Write your own prompt if you wish! You may respond to the prompt however you choose as long as it fits in the space provided and connects to the reading. When you reference a part of the story make sure to write down the page number so you can find it again during the meeting to show the group.

### 3) Reflect (right side)

After meeting with your group, write a short reflection about how the meeting went and what you think of the book so far. Were you prepared for the meeting? Did you contribute positively to the discussion? What will you do differently for next time? What do you like about the book already? Are there parts of the book that are confusing?



## After you finish the book...

### Front Cover

Design an original cover for your book with an illustration, the title, and the author. It should be colorful or nicely shaded. Your drawing should include some important aspect to the story. Be creative!

### Back Cover

For the back cover you need three things:

1) Find a pivotal (really important) quote from the book. It should be only a few lines. It could be dialogue that a character speaks or just description or narration. Copy the quote at the top and include the page number where you found it. This is your hook.

2) Write a short summary of the plot. Who are the main characters? What was the main conflict in the story? How did it resolve?

3) Lastly, write a two or three sentence review of the book. Did you like or dislike the book? Make sure to explain WHY you liked or disliked the book. Be as specific as possible.




# Week 1

How does the author draw you in to the story?

Was there anything confusing in the book?


Where is there an example of good writing? Why is it good?

Have you ever been to (or wanted to visit) the setting of this book?



# Reflection...

See page 4, #3




## Week 2

Why is the story set where it is?

Which characters do you like? Why?


How is the main character different from you?

Have you come across any words that you especially like or any you don't know?



## Reflection...

See page 4, #3




## Week 3

What's the best part of the story so far?

What do you admire about the author's writing style?


What is one thing in the story that has happened to you?

How would this story be different if the main character was the opposite sex?



## Reflection...

See page 4, #3




## Week 4

Did you like the ending? What would you change?

Were there parts of the story that didn't belong?


Why do you think the author wrote this book?


What does the title tell you about the book?



## Reflection...

See page 4, #3





# Group Evaluation

Members of the group...	Always	Almost Always	Some-times	Never
Discussed the book appropriately				
Listened to each other's ideas				
Stayed on task during meetings				
Were prepared for each meeting				
Kept up with the reading schedule				
Respected the Discussion Director				
Allowed everyone a chance to speak				
Expressed their ideas to the group				
Created thoughtful discussion questions				
Responded thoughtfully to comments & questions				

Additional Comments:



# Self Evaluation


In my book group I...	Always	Almost Always	Some-times	Never
Completed the reading on time.				
Completed my responses on time				
Did my reflections right after the meeting				
Was respectful with group members				
Listened to group members' ideas				
Stayed on task during meetings				
Responded thoughtfully to comments & questions				

What grade would you give yourself for overall participation in meetings?

1 2 3 4 5 6

What grade would you give yourself as Discussion Director?

1 2 3 4 5 6




# Lit. Circle Evaluation

Did this booklet help generate discussion at meetings?  
Why or why not?

What did you like best about this literature circle experience?

What would you change about your experience for next time?

Rate the book you read from 1 - 6:



Artwork by  
Emmalena Shulte  
© 2009