



Friday Flier



Important Dates

- May 30:** Memorial Day- No School
- June 1:** PreK field trip- 9:30-2:00-Children's Museum
- June 1 & 2:** OMSI Planetarium visit to CJ
- June 2:** Field Day-K-2
- June 3:** Field Day-Gr. 3-5
- June 3:** Cup of Joe with Joe at 8:50 am
- June 7:** Music Program K-2: 6:30 pm/ 3-5: 7:30 pm
- June 8:** 3rd & 4th Pittock Mansion field trip
- June 10:** The Reading Well **Book Giveaway**
- June 10:** Fun Friday
- June 14:** Last Day of School
- June 14:** 5th Grade Farewell- 9:30-11:00-cafeteria

A Few Thoughts from Mr. Galati



Last Friday, we had some close RELATIVES come back to Chief Joseph (refer to picture above). What made these guests so unique is that they have been away for some time....that is 50 years. Twenty four students from the class of 1961 returned to Chief Joseph to share stories, remember those special times, and be around the people who had spent so much time together. These former students had the chance to talk, walk around, and remember some of those specific things that happened during that time. Hearing stories about how they connected with this teacher or how they remembered what things students did when they were at Chief Joseph only made their time here more memorable. I felt so lucky to be around our Alumni because I had the chance to listen and ask them questions. For me, it was a History Alive experience. For one hour, I had the chance to hear stories, watch people laugh, smile, and be happy to see one another. To the class of "61" I say to all of you: "WELCOME BACK... and be sure that to come back and visit again..... just don't wait another 50 years".

INSIDE THIS ISSUE:

Student Art Gallery	2
Reading Buddies	2
CJ at a Glance	3
Counselor's Corner	4
Readers of the Week	4
Happy Birthday	5
Green Girls/Waste Audit	5
PTA Connections	6

The Minotaurs by Jaycen, 3rd grade student

On Saturday, May 21, the Minotaurs had a soccer game against the "Speed Demons." This was our last game of the season. Most of the members on the team go to Chief Joseph. We played "super great" because we won 8-2.

The Minotaurs passed the ball well, we had great headers, and we took great shots on goal. Because it was our last game of the season, we got snacks and trophies—the trophies even lit up!



Sporting ties in the Cafeteria!



"Weighing Things" Mystery



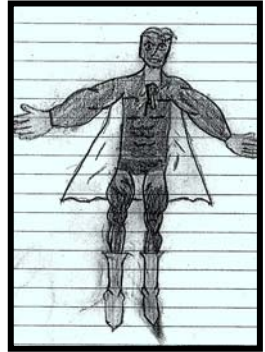
by Owen and Makaila, 1st grade students

In Ms. McCalley's class we weighed different things. We did this because we were doing a science experiment by figuring out what weighed the same and what weighed more. We did this so we can see what is heavier and lighter. For example, we used a marker and a glue stick. Do you

know which one weighed more? The glue stick weighed more. We could also weigh anything that we had in our backpack like pencils, rocks, crystals and even paper clips. We really liked doing this because it was fun.

Student Art Gallery

Courtesy of the students at Chief Joseph



Heidi by Annika, 1st grade student



In the picture, you will see little and big squares (cubes). That is the cheese sale. A cheese sale is where people sell cheese. This story is from the movie "Heidi" and she lives with her grandfather. In the movie, you will see that Heidi's house is behind the

cheese sale. Why do they have so much cheese? It's because her grandfather makes cheese from goats. Heidi likes living with her grandfather because she gets to go to the hilltops, a pasture, and the cheese sale. One day, Heidi's aunt brought

her to Frankfurt and she played with a girl (Clara) who became her friend. Then, one day, she went back to her grandfather's house and then her friend Clara came to visit her. They then said one day they will meet again.

Ms. McCartney and Mr. Jaquiss' classes Reading Buddies Go the Park



We at Chief Joseph dedicate ourselves to promoting the knowledge of each learner in an atmosphere of safety, achievement, and the joy of learning. We work toward our goals collaboratively as a staff and with parents and our community. We believe that every child can learn and that it is our responsibility to make it happen. Children have the right to learn in a school where everyone feels that they belong and can contribute to the community, and where the whole child can exercise their mind, body and voice.


Legend of the Falling Castle

By Archie, Tate, Sam and Rhys 1st grade students

Once upon a time there lived a big king and queen that lived in a castle. There was a river that flowed in front of the castle and it was called the River of Peace and Death. Each human that died in the Kingdom was given a coin to honor them and then their bodies were put into the river. They flowed down the river peacefully to a new land. When they reached the new land they were buried in tomb stones. The coins were magical and allowed the people to rise from the

dead, but when they rose, they couldn't see. Soon all the dead people gathered and created an army. They continued down the river to an island, where the islanders gave them new telescopic eyes so they could see again. Meanwhile back at the castle, a servant was making a fire to cook the king and queen a meal. The servant realized she didn't have enough wood to make their meal and was in fear she would get into trouble. She quickly started looking for more

wood. She found a huge log that she thought would be perfect, so she pulled it out. All of a sudden, water from the river began flowing into the Kingdom and soon knocked down the castle and flooded all of the houses. The king, queen and all the people of the land flowed down the river to the island, where they met up with the army. The army built the king and queen a new castle and homes for all the people. Here they all lived happily ever after.



Thank you to Mr. Mike McCleran, a maintenance worker from the District, who replaced a broken window.

Chief Joseph at a Glance

Pre-Kindergarten: We have been learning about construction over the past several weeks and this week in our book, *We Need Construction Workers*, we are learning that construction workers build houses, buildings, roads, and bridges. We constructed houses using cardboard as the foundation and wooden cubes, plastic pieces of several lengths, tongue depressors and construction paper for the roof. They turned out awesome (as you can see from the picture Mr. Galati took). The children were all so proud of their work and excited to take their houses/buildings home and share with their families.

Also, on Tuesday, we had a pleasant surprise from Mia Barnett from The Children's Book Bank (**look at picture on lower right**). Each student (38) received a blue & yellow backpack filled with books from the Children's Book Bank, an organization striving to surround children with books during their early years of development. Each selection of books contained shiny new and gently-used books, and includes a thoughtful mix of concept books, picture books, story

books, and books about the world in which we live. Thank you from all of us in Pre-K for your generosity.

1st Grade: Special guests are visiting our first grade classes this week. Jerry Cowan, a Native American, will tell Nez Perce stories. Also, Gene Gidley, of Multnomah County, will present a "Grin and Care for Them", oral wellness lesson. As the year winds down, we will take the trimester math test. This is our last week to check out books in the library. Our schedule will return to normal next Tuesday, as we resume Reading Groups. We are just about done with the reading assessments. We are pleased to see the progress our students have made in reading this year! Next week OMSI will come to the first grade classes June 1st. Watch the Friday Flier for a full report!

3rd Grade: We have been trading for art, social studies, and computer for the last month. This week Mrs. Willeman began teaching the Portland bridges unit. She will have students identify the names

of the bridges, the types of bridges, and the history of when the bridges were constructed. The final project will be that each third grader makes a Portland bridge. Then our bridge field trip is June 8. Ms. Martinez is teaching the third graders drawing skills. The latest projects have been drawing a beach, designing a sports car, and drawing songbirds. Mrs. Walker has had the students working on Game Show Jeopardy with Geometry and Multiplication, using the big screen TV and the clickers. She used her electronic notepad that controls the TV. We want you to be aware that the PITTOCK MANSION FIELD TRIP is coming up this coming TUESDAY MAY 31.

Music: The year-end concert will take place on June 7th in the cafeteria. The concert for the K-2's will start at 6.30 and run until about 7.15. There will be an intermission for 15 minutes while the audience swaps out. The concert for the 3rd-5th graders will go from 7.30 until 8.15. I hope to see you all there. It should be lots of fun. The kids are sounding great. I will send home a more detailed flier home next week.



Thank you to Anna and Sophia from Ms. Stro's class who led the school in the Flag Salute this past Monday.



Readers of the Week

Everyone keep reading! Remember to put your name into the box for the Monday morning drawing for a free book.

Samantha Cruz, 1st

Melanie Rivera, 2nd

Karina Autar, 4th

Josiah Facchini, 4th



Quick Start, June 25th, 2011 – Concordia University Gym

Calling all individuals age 6 and up who need a little extra help learning to ride a bicycle. Quick Start is here to give you and your parents a helping hand. On Saturday June 25th, Bike First!* is holding our annual Quick Start Fundraiser. Each participant receives a 1 ½ hour session using specially adapted bicycles (visit www.losethetrainingwheels.org for more information about the bikes). Trained volunteers are paired with each child. You can find detailed information and on-line registration at www.bikefirstttw.com. Kick off the summer without those training wheels! Safe Routes for Schools is offering scholarships for those in PPS. *Bike First! is a weeklong camp for children with disabilities using the same specially adapted bicycles to help kids ages 8 and up learn to ride without training wheels. Quick Start! participation fee is FULLY TAX DEDUCTIBLE.

The Counselor’s Corner by Ms. Elliot Witherspoon, Counselor

I am often humbled when the expectations I have are not met. More often than not when I stop and think about what I wanted, it becomes evident that I have not communicated or made clear what I expected to happen in the first place. This is not limited to any situation in particular, but to life in general. It happens in the classroom, at home, at work and anywhere else life may take us.

One way I have learned to communicate my expectations is to clarify

them to myself. What do I want to happen? In what ways am I flexible in my plan? When I state my expectations to others, are they clear? Am I saying what I want or just what I don't want? What may seem like a given often is not.

Phrasing things in positive speech is definitely a skill. Often our reaction is to jump to say what shouldn't happen. Rather than using all sorts of "don'ts", try to use "dos". For example, saying "wait until someone is finished speaking" instead of "don't interrupt"

gives a suggestion as to what someone *can* do. When you catch yourself giving a "don't" direction or suggestion, think about positive ways to say it. You'll be amazed at how many suggestions you can come up with as to what someone *can* do.

Best, Elliot
ewithers@pps.k12.or.us
503-916-6255

Special Points of Thanks

Thank you to **Mr. Jaquiss, Mr. Hudson, and Ms. McCalley** for helping with duty at lunch and at breakfast.

Thank you **Patsy** for how you make my life so much easier... Though it is hard to keep up with my ever changing calendar, my last minute requests, and even

my mobility around the building, you do it. Thanks Patsy

Thank you to **Ms. Becky** for helping in the Pre K, classroom, for helping



with busses, and helping in the office after school. We appreciate you.

Thank you to **Ms. Sharon Grigsby** for always helping that child with the package that can't be open, that child who dropped their lunch, or for that child that forgot to bring their lunch.

Sugar! by Freddie Langlois, 5th grade student

SUGAR! On Tuesday we had a guest, Mr. Gidley, who showed us how much sugar was in drinks.

I am going to tell you about two of the most sugary drinks. We tested a 1-liter bottle of Pepsi and Rockstar Energy Drink.

In Pepsi there were 28 teaspoons of sugar,

which is equal to ½ gram of sugar.

Rockstar was 16 teaspoons or 64 grams of sugar.

And did you know that in America the average teenager drinks 81 gallons of soda, which is enough to drive from New York to Los Angeles?



(Upper right) A Pepsi bottle is displayed and below is the amount of sugar that is in each container.

Happenings around the Building



Lizzy is having dental sealants put on to prevent tooth decay



Congratulations to Alex for recording the best long rerun time



Students in first grade were working with that a sand that when it was in water it was wet, yet as soon as it was taken out it was dry? How did that happen?

The Green Girls and the Waste Audit

By Ms. Jodi Walters and the Green Girls

Last Tuesday Green Girls from the 3rd grade had the rare opportunity to attend a Waste Audit here at Chief Joseph. In order for our school to be a member of the Oregon Green School Alliance we needed to have our trash audited by a PPS Americorp volunteer named Anders, and with the help of Sean Gettings, Mr. Galati, and Mrs. Walker we were able to accomplish that portion of our



The Green Girls were ready for the challenge of the AUDIT!!

application. We had fun rummaging through our dumpster and sorting the bag of trash into various categories. Things that could have been recycled were mixed in with the actual trash and we recognized that we need to do a better job putting paper from the classroom into the proper recycling bins. We also found plastic water bottles, soda cans, a lot of paper towels, barely used pencils and even a ½ full bottle of glue in this particular bag. Our own Green Girl, Selam Getu, was

able to stump the Americorp volunteer by asking about how one recycles laminated paper, which he will look into and let us know the answer. Overall, our school looked good, but much of our trash can actually be recycled and this made us realized that with some friendly reminders and thinking a little bit more about where things need to be placed, we can save even more items from going into the landfill. We are pleased to say that we passed that portion of the “Green School” application and are now up to date in the PPS Alliance. This experience was important to the Green Girls and we were honored to help.



Mya and Selam are busy sorting garbage from lunch

Happy Birthday to:



Birthdays May 28-June 3

May 28:

Evie Cox, 1st
Sebastian Jordan, 4th

May 30:

May Mercado, 2nd
Ivy Peil, PK

May 31:

Carson Davis, 1st

June 1:

Ella Greene, PK
Jackeyln Mercado, KG


June 2:

Esther Calvert, KG
Jazmin Walker, 1st
Hannah Wilkerson, 5th

Lifeskill of the Week:

Flexibility

- Work with a variety of classmates
- Play a different position on a sports team to fill in a gap.
- Show a positive attitude when a special activity is cancelled or postponed.
- Be willing to do a different chore or job at home.



**Chief Joseph
Elementary School
2409 N. Saratoga
Portland, Oregon 97217
Phone 503 916 6255
Fax 503 916 2618
School Created Web
Page <http://www.chiefjoseph.pps.k12.or.us>**

*A School Focused on
Safety, Achievement,
and the Joy of
Learning*

Friday Flier

**Editor: Joe Galati
Phone 503 916 6255
Fax 503 916 2618
E-mail
jgalati@pps.k12.or.us**

Writers:
Freddie Langlois
Jaycen Otey
Owen Jensen
Makaila Baldwin
Annika Duyvestein
Archie Rohden
Tate Hudson
Rhys Greensted
Sam Frantz



Portland Public Schools

501 North Dixon Street
Portland, Oregon, 97227
503-916-2000

Portland Public Schools recognizes the diversity and worth of all individuals and groups and their roles in society. It is the policy of the Portland Public School Board that there will be no discrimination or harassment of individuals or groups on the grounds of age, color, creed, disability, marital status, national origin, race, religion, sex or sexual orientation in any educational programs, activities or employment.

PTA Connections

Congratulations to the newly Elected PTA Board of 2011-2012!!!

Sarah Thompson- PTA President
Trina Durham- PTA Vice President
Anne Swanson- PTA Secretary
Nikki McCaslin- PTA Treasurer
Jayne Hollenbeck and Jack Maraglia- Co-Volunteer Coordinators

I am truly grateful to each and every one of you for your volunteerism! And thank you to all who came to our last meeting of the year.

RUMMAGE SALE

As of this printing we do not have final financial results from the Rummage Sale. We will publish them next week. However we feel that the financial benefit to the Chief Joe PTA is only a fraction of the benefit of this great event.

This event is about community outreach, benefiting needy families and the community here at Chief Joe that is able to come together and donate and reuse. For \$10 some people were able to clothe their kids for a year. Stephanie Bayley said it best: "I believe instead of competing with Goodwill , we gave goodwill."

Huge THANKS go out to these amazing parents that went above and beyond:

Stephanie Bayley, Jodi Chisholm, Bruce and Marie Franklin, Scott Tucker, Nikki McCaslin, Trina Durham, Melanie Charley, Sara Siegrist, Tara and Kathy Schmidt, Anne Swanson and Jean Zondervan AND so many more that contributed their time and items...

Plans are already on for the 3rd annual....let any member of the PTA know and we can point you in the right direction!

Thank you for your support!!

Michelle Maryatt
PTA President, Chief Joseph Elementary
www.chiefjoeppta.com
Friend us up on FACEBOOK!



**Sporting Ties
on Monday**