


Name \_\_\_\_\_

# ★ Pop-Up Book Report ★

For this book report, you will tell about a book you've chosen to read by creating a pop-up scene. Your report will include a summary, and information about the book's characters, setting, and problem and solution.

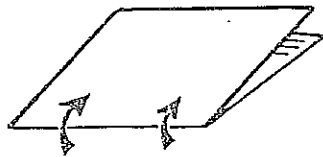


Check off each requirement after you've completed it.

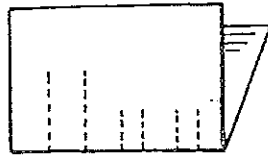
## Requirements

### CONSTRUCTING THE POP-UP BOOK

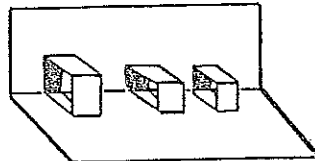
1. Draw a rough sketch of the scene you want to create and decide which elements will "pop up."
2. Fold a piece of construction paper in half widthwise.



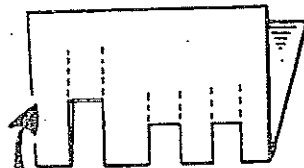
3. Along the folded edge, cut two slits of equal length for each of the pop-up tabs in your scene.




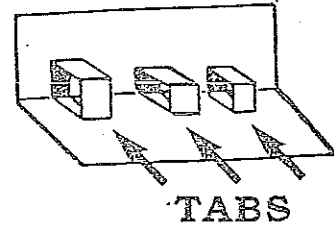
4. Open the paper up, and gently pull each of pop-up tabs forward.



5. Fold the paper again so that each of the pop-up tabs falls into the center. Press the base of each tab so that it forms a crease.



6. Open your paper up and illustrate the background of your scene.
7. Draw the pop-up elements of your scene, and glue them onto the front of each tab.
8. Use a ruler and pencil to *lightly* draw guidelines on the paper in front of your pop-up scene. Write the paragraph in pencil first. Then trace over it using a thin black marker. Finally, erase the guidelines and pencil marks.
9. Repeat these steps for each page of your book. Put your pages in order, one on top of the other. Glue the bottom of one page to the top of the next, until all of the pages are joined. Use glue stick rather than glue so that the paper doesn't buckle.
10. Get another sheet of construction paper and fold it in half. Use creative lettering to write the name of the book you read, the author's name, and the words "Pop-up Book by [your name]." Include a related illustration. Put the pop-up pages in the folded cover, and glue the cover into place.



### CREATING THE PAGES

**SUMMARY/PAGE ONE:** Write a complete paragraph that gives a brief summary of the book. Include the following

- ⊙ author
- ⊙ title
- ⊙ main character
- ⊙ major events
- ⊙ conclusion

Create a pop-up picture that illustrates your favorite scene from the book.

**PROBLEM-SOLUTION/PAGE TWO:** Write a complete paragraph that describes the main problem and solution of the story. Divide the page for your picture vertically. Write PROBLEM at the top of the left panel and SOLUTION at the top of the right panel.

1. On the left panel create a pop-up picture that illustrates the problem.
2. On the right panel create a pop-up picture that illustrates the solution.

**SETTING/PAGE THREE:** Write a complete paragraph that describes the setting of the book. Consider the following:

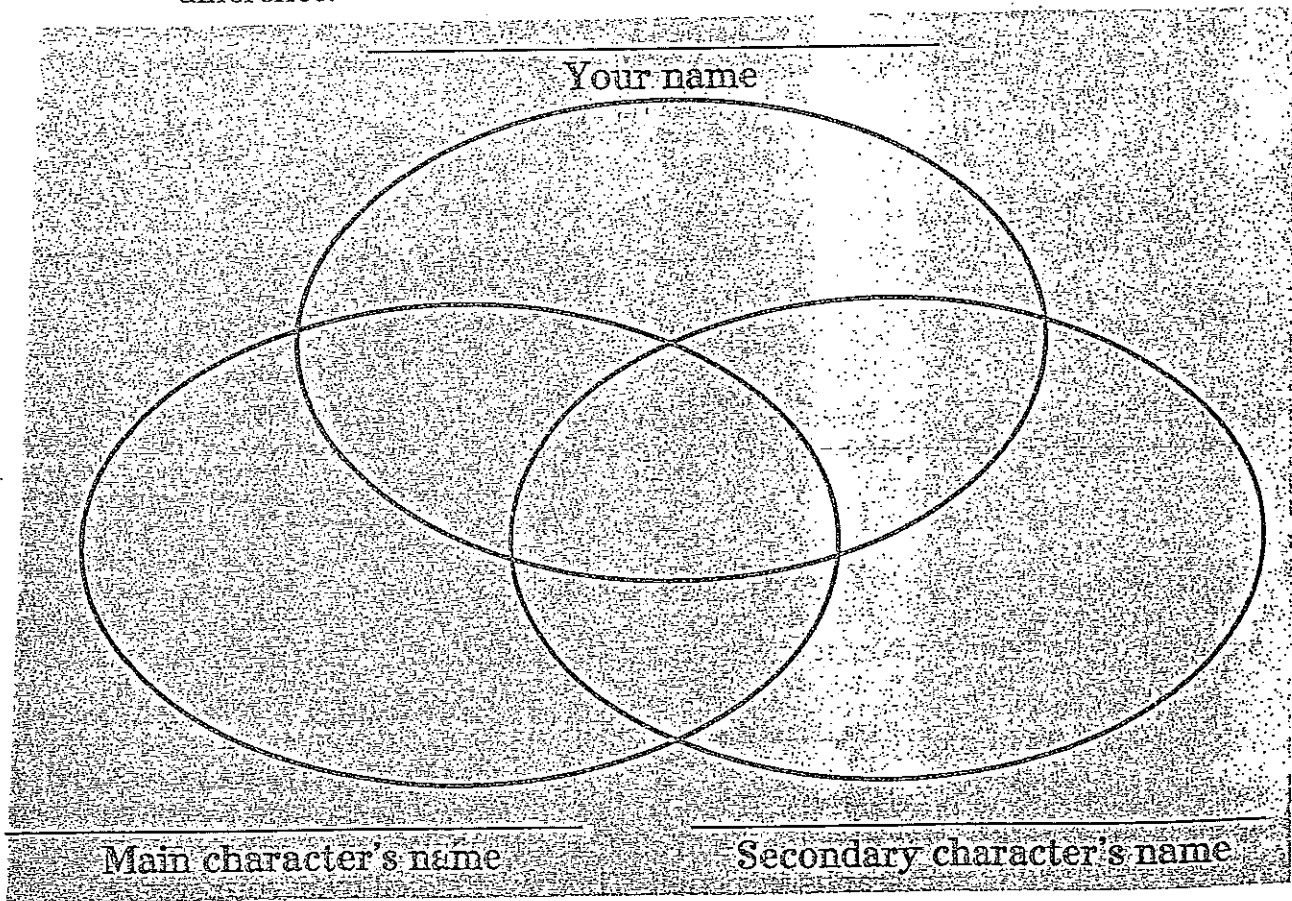
- ⊙ time period
- ⊙ geographical location
- ⊙ socioeconomic factors
- ⊙ surroundings
- ⊙ climate
- ⊙ season

Create a pop-up picture that illustrates the setting of the book.

**ALTERNATE SETTING/PAGE FOUR:** Choose an alternate setting for your book. Write a complete paragraph that describes the alternate setting and how it would change the outcome of the story. Create a pop-up picture that illustrates the alternate setting of the book.

**CHARACTER STUDY/PAGE FIVE:** Use the Venn diagram below to compare and contrast the main character, a secondary character, and yourself. Be sure to fill in all the spaces provided. Copy this Venn diagram and the information onto the bottom of your fifth page. Choose one of the main differences between you and the main character from your Venn diagram.

1. Divide the page for your picture vertically.
2. Write the name of the main character on the top of the left panel and your name on the top of the right panel.
3. On the left panel create a pop-up of the main character in a scene illustrating the difference you chose from your Venn diagram.
4. On the right panel create a pop-up of yourself in a scene illustrating the difference.



**COVER:** Design a cover for your book that includes the title of the book, the author, and the words "Pop-up Book by [your name]." Include a related illustration.



Name \_\_\_\_\_

Pop-Up Book Report RUBRIC



1. Your summary is written in a well-developed paragraph and includes a brief description of the main character, major events, title, author, and conclusion.

10 9 8 7 6 5 4 3 2 1 0

2. The Venn diagram is complete and accurately filled out with thoughtful responses.

10 9 8 7 6 5 4 3 2 1 0

3. The setting of the book is described in a well-developed paragraph.

10 9 8 7 6 5 4 3 2 1 0

4. The alternate setting is described in a well-developed paragraph. You explain how it would change the outcome of the story.

10 9 8 7 6 5 4 3 2 1 0

5. The problem and solution are accurately described in a well-developed paragraph.

10 9 8 7 6 5 4 3 2 1 0

6. Spelling, punctuation, and grammar are correct.

15 14 13 12 11

10 9 8 7 6 5 4 3 2 1 0

7. The pop-up pages are creative, varied, and carefully drawn. They relate to the writing on each page.

20 19 18 17 16 15 14 13 12 11

10 9 8 7 6 5 4 3 2 1 0

8. The pop-up book's cover is creative, neat and includes the title of the book, the author, and "Pop-Up Book by...". The related illustration is carefully drawn.

5 4 3 2 1 0

9. Overall neatness was considered. You first drew guidelines in pencil. Then you wrote your paragraphs in pencil. Then you copied over your words in pen or marker. And, finally, you erased your guidelines and pencil marks.

10 9 8 7 6 5 4 3 2 1 0

