

Daily Reading Log

Name: _____

Date: _____ Title: _____ Pgs. Read: _____

Date: _____ Title: _____ Pgs. Read: _____

Date: _____ Title: _____ Pgs. Read: _____

Date: Title: Pgs. Read:

Date: Title: Pgs. Read:

Compound Words

Generalization A compound word is smaller words joined together.
 Keep all the letters when spelling compounds: **home + work = homework.**

Word Sort Sort the list words by words you know how to spell and words you are learning to spell. Write every word.

**words I know
how to spell**

**words I am learning
how to spell**

1. _____
2. _____
3. _____
4. _____
5. _____
6. _____
7. _____
8. _____

9. _____
10. _____
11. _____
12. _____
13. _____
14. _____
15. _____

Spelling Words

1. sunglasses
2. football
3. homework
4. haircut
5. popcorn
6. railroad
7. snowstorm
8. earring
9. scarecrow
10. blueberry
11. butterflies
12. lawnmower
13. campground
14. sandbox
15. toothbrush

Challenge Words

16. thumbtack
17. earthquake
18. scrapbook
19. courthouse
20. whirlpool

Challenge Words

**words I know
how to spell**

**words I am learning
how to spell**

16. _____
17. _____

18. _____
19. _____
20. _____



Home Activity Your child is learning to spell compound words. To practice at home, have your child study the words in the second column, write them, and then check the spelling.

Compound Words

Missing Words Write the missing list word.

- I squeezed toothpaste onto my _____.
- Do you like _____ muffins?
- School was cancelled because of the _____.
- Our teacher asked us to turn in _____.
- She felt her ear and discovered she had lost an _____.
- A good pair of _____ will protect your eyes.
- The _____ wore an old straw hat.

Spelling Words

- sunglasses
- football
- homework
- haircut
- popcorn
- railroad
- snowstorm
- earring
- scarecrow
- blueberry
- butterflies
- lawnmower
- campground
- sandbox
- toothbrush

Combinations Underline the two words in the sentence that should be combined into a compound word. Write the compound word.

- | | |
|---|-----------|
| 8. Carrie's mom gave her a hair cut. | 8. _____ |
| 9. I ate pop corn at the theater. | 9. _____ |
| 10. The lawn mower needs to be fixed. | 10. _____ |
| 11. Look at the big blue butter flies! | 11. _____ |
| 12. We should take our pails out of the sand box. | 12. _____ |
| 13. Do you want to play foot ball after school? | 13. _____ |
| 14. A train blocked the rail road crossing. | 14. _____ |
| 15. We set up our tent at a great camp ground. | 15. _____ |



Home Activity Your child wrote compound words. Remind your child that no letters are dropped from the two words that are combined to make a compound word.

Compound Words

Proofread a Description Ann wrote about a family reunion. Underline two words that should have been a compound word. Circle three other spelling mistakes. Write the words correctly. Add the missing comma.

All my relatives met at a camp ground.
 The grownups talked while the kids played football and chased butterflys.
 Then evryone ate chicken popcorn, bluebery pie, and other good food.
 Nobody wanted to say goodnight.

- Spelling Words**
- sunglasses
 - football
 - homework
 - haircut
 - popcorn
 - railroad
 - snowstorm
 - earring
 - scarecrow
 - blueberry
 - butterfliës
 - lawnmower
 - campground
 - sandbox
 - toothbrush

1. _____ 2. _____
 3. _____ 4. _____

Proofread Words Fill in the circle to show the correctly spelled word.

- Frequently Misspelled Words**
- outside
 - everyone
 - something
 - sometimes

5. Our family always has _____ on Sunday night.
 popcorn pop korn pop corn.
6. Manuel's grandma has a _____ in her garden.
 scarecrow scarcrow scare crow
7. I do my _____ right after school.
 homwork home work homework
8. Let's build a castle in the _____.
 sandbox sand box sandbocks

© Pearson Education



Home Activity Your child identified misspelled compound words. Have your child draw a line to divide each list word into its two parts.

Compound Words

Spelling Words				
sunglasses	football	homework	haircut	popcorn
railroad	snowstorm	earring	scarecrow	blueberry
butterflies	lawnmower	campground	sandbox	toothbrush

Joining Words Write the compound word that is made from the two smaller words.

- | | |
|-----------------|----------|
| 1. rail + road | 1. _____ |
| 2. blue + berry | 2. _____ |
| 3. snow + storm | 3. _____ |
| 4. lawn + mower | 4. _____ |
| 5. ear + ring | 5. _____ |
| 6. sand + box | 6. _____ |
| 7. pop + corn | 7. _____ |
| 8. hair + cut | 8. _____ |

Scramble Unscramble the list words and write them on the lines.

- | | |
|-----------------|-----------|
| 9. tallfoob | 9. _____ |
| 10. ttseelfubri | 10. _____ |
| 11. htthoosurb | 11. _____ |
| 12. rowkehmo | 12. _____ |
| 13. awrrccsoe | 13. _____ |
| 14. enusssslga | 14. _____ |
| 15. dugnapcmor | 15. _____ |



Home Activity Your child has been learning to spell compound words. Say the two words from a compound word in reverse order (for example, *brush* and *tooth*). Have your child pronounce and spell the compound word.

Home Connection 8 ★ Activity



NOTE TO FAMILIES

Although telling time is second nature for many adults, it's a remarkably complex skill. An Hour or Bust gives students a chance to practice telling time to the minute. Your child has played An Hour or Bust many times at school and will be able to teach you how to play. You may keep the game at home.

You'll need crayons or colored pencils in 5 different colors to play this game. You'll also need a pencil and paperclip to use as a spinner. Your child can show you how. There are two copies of the record sheet, run back-to-back, so that you can play two rounds.

Instructions for An Hour or Bust to the Minute

1 Decide who gets to spin first. Take your first spin and color in the number of minutes you spun, beginning at the 12 on your clock face. Write that number in the first box below your clock.

2 Take turns spinning and coloring. Be sure to record each new spin with a different color crayon and in the boxes below the clock face. You can quit spinning anytime after 2 spins, whenever you feel like you are close enough to 60 minutes. You can also risk it and spin again to get closer to an hour.


3 The player closest to coloring in an hour without going beyond an hour wins.

4 Play another round on the back of the page.

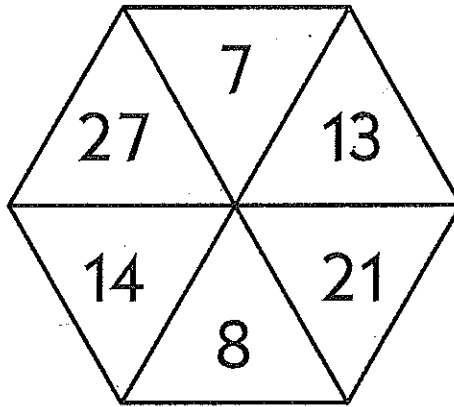

Home Connections
Home Connection 8 Activity (cont.)
An Hour or Bust to the Minute Record Sheet

Minutes

Player 1 <u>Andre</u>	Player 2 <u>Grandpa</u>
<input type="text" value="3"/> + <input type="text"/> + <input type="text"/> + <input type="text"/> + <input type="text"/> = <input type="text"/>	<input type="text"/> + <input type="text"/> + <input type="text"/> + <input type="text"/> = <input type="text"/>

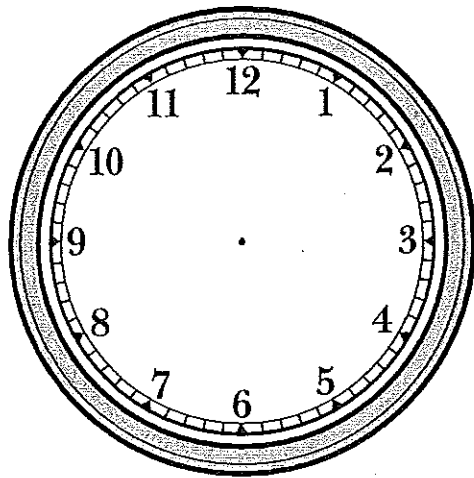


An Hour or Bust to the Minute Record Sheet



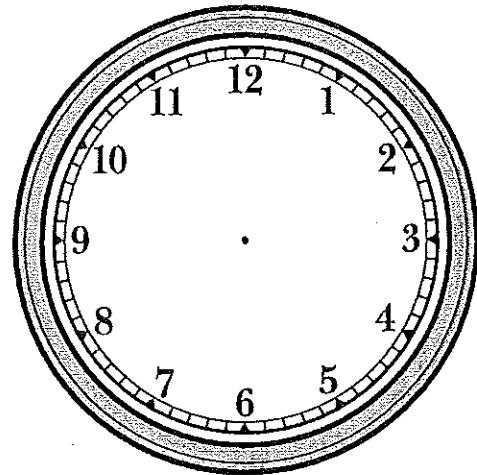
Minutes

Player 1 _____



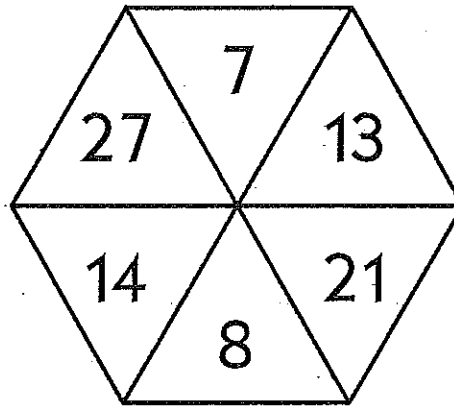

$$\square + \square + \square + \square + \square = \square$$

Player 2 _____



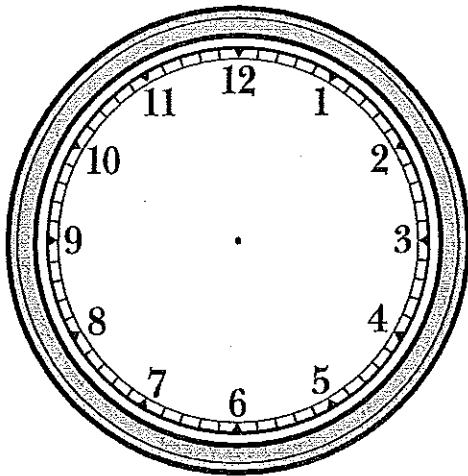
$$\square + \square + \square + \square + \square = \square$$

An Hour or Bust to the Minute Record Sheet



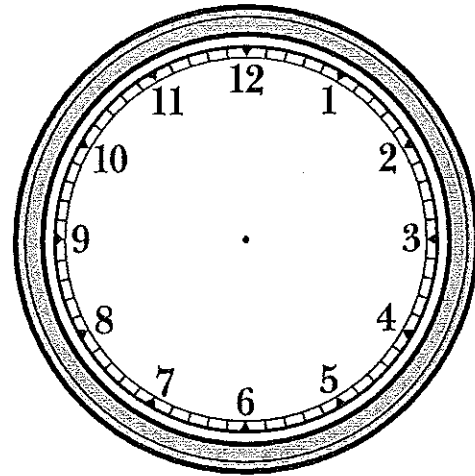
Minutes

Player 1 _____



$$\square + \square + \square + \square + \square = \square$$

Player 2 _____



$$\square + \square + \square + \square + \square = \square$$

Home Connection 8 ★ Worksheet




NOTE TO FAMILIES


This worksheet is designed to give your child practice telling time to the minute, showing time to the minute, and recording time in digital form.

Telling Time

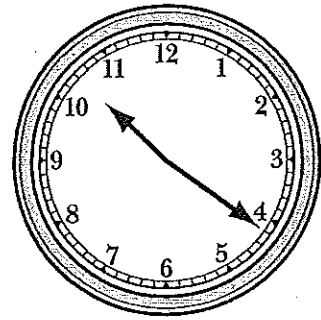
Please write the time shown on each clock in digital form.




7:30



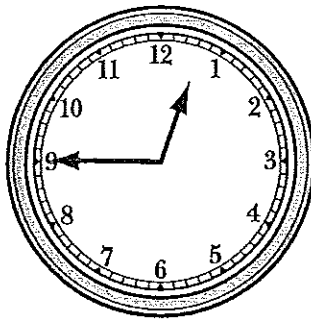
:




:



:



:




:

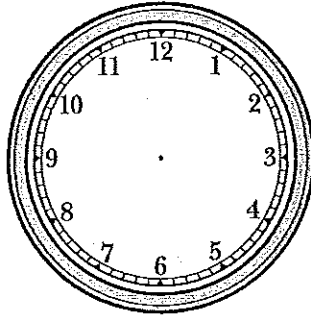
Continued on back.

Home Connection 8 Activity (cont.)

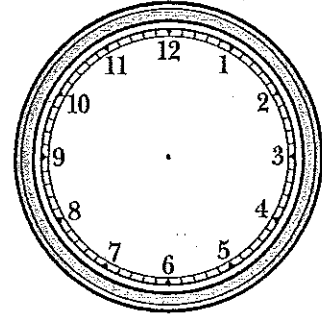
Please draw hour and minute hands on the clock faces to show the times below. Pay close attention to the position of the hour hand.



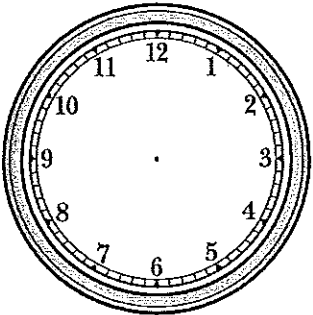
8:17



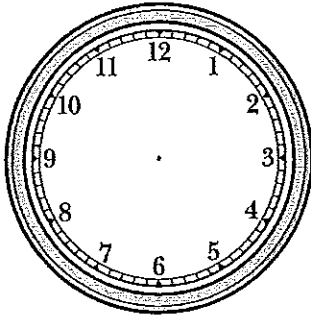
9:05



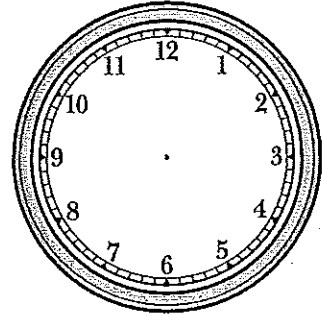
3:12



4:58



5:42



11:38