
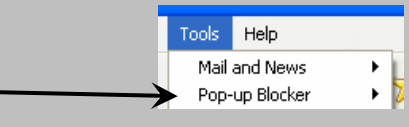
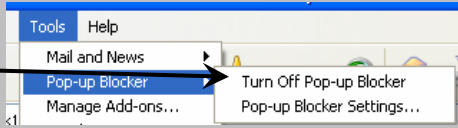

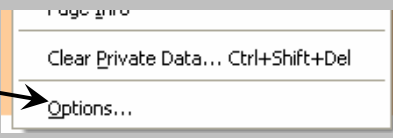
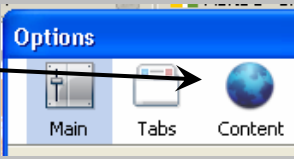
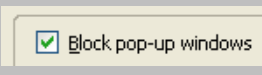
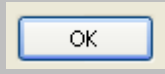


# Portland Public Schools

## Quick Reference Guide Turn Off Pop-Up Blocker

If you are having problems launching the Parent Assistant Web Site, it may be a result of the fact that you have Pop-Up Blockers turned on (enabled) on your web browser. This Quick Reference Guide will show the way to turn the Pop-Up Blocker off (disable).

If you are using Microsoft Internet Explorer		
<b>Step 1</b>	Click on the <b>Tools</b> menu at the top of the page.	
<b>Step 2</b>	Click on the <b>Pop-up Blocker</b> menu item.	
<b>Step 3</b>	Then click on <b>Turn Off Pop-up Blocker</b> .	
If you are using Mozilla Firefox		
<b>Step 1</b>	Click on the <b>Tools</b> menu at the top of the page.	
<b>Step 2</b>	Click on the <b>Options</b> at the bottom of the menu list.	
<b>Step 3</b>	On the Options window, click on the <b>Content</b> tab.	
<b>Step 4</b>	Then click the <b>Block pop-up windows</b> checkbox to uncheck the option	
<b>Step 5</b>	Lastly, click the <b>OK</b> button at the bottom of the Options window	

FOR ASSISTANCE CONTACT THE IT SERVICE DESK, ext. 3375 or  
techtraining@pps.k12.or.us