
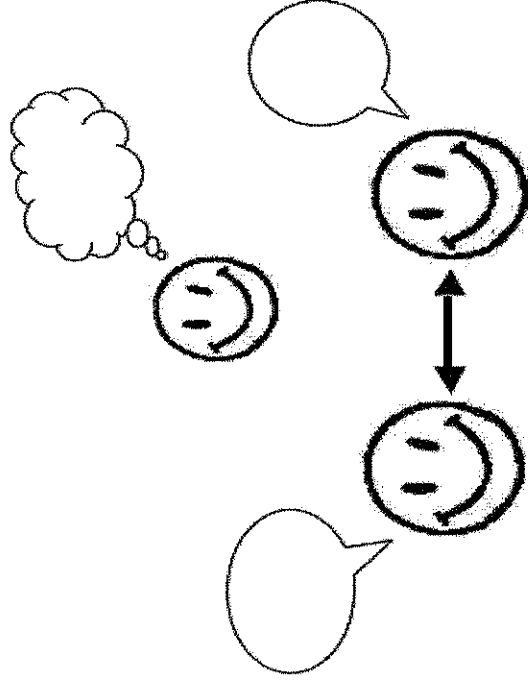


Talking Stick



1. Look and listen.
2. When the teacher signals, face your group.
1. Give the microphone to the person will start.
2. Speaker begins and everyone listens.
3. If sentence could be improved, teammate may raise a finger to offer a suggestion. "I think it might be better to say ____."
4. Speaker may adjust sentence.
5. Microphone passes to the next person and process continues.

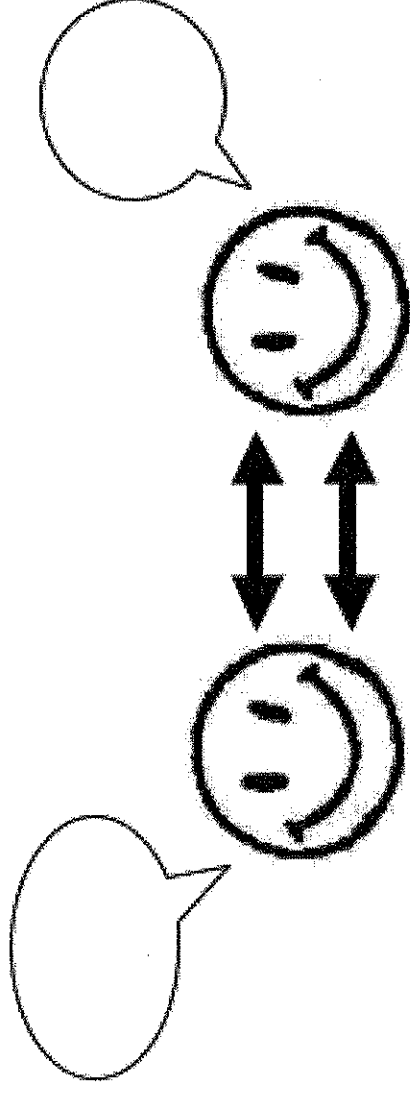
Think - Pair - Share



1. Look and listen.
2. Wait for "think" signal.
3. Think silently.
4. Wait for "pair" signal.
5. Turn to your partner.
6. Wait for "share" signal.
7. Partner A shares. Partner B listens.
8. Partner B shares. Partner A listens.


Echo Talk

1. Look at and listen to your partner.
2. Wait for their signal.
3. Echo.
4. Your turn.

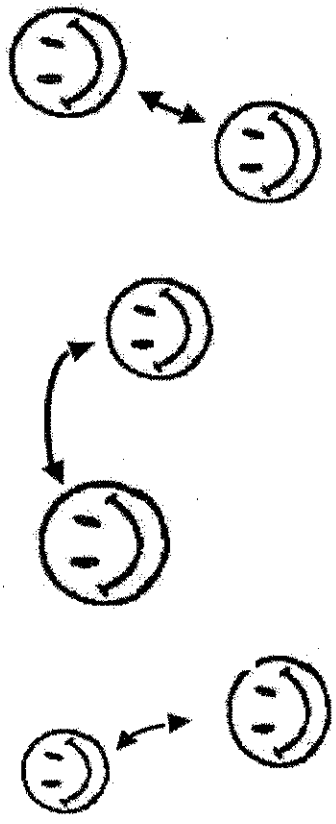


Choral Response

1. Look and listen.
2. Wait for signal.
3. Repeat/respond.

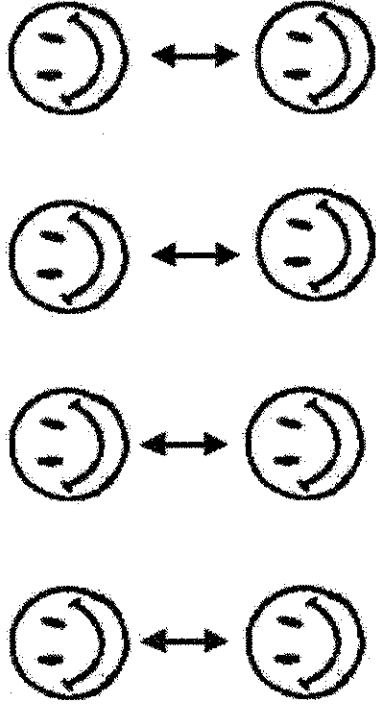


Give One, Get One



1. Look and listen.
2. Think of your response.
3. Wait for signal.
4. Raise hand to find partner.
5. Partner A shares. Partner B listens.
6. Partner B shares. Partner A listens.
7. Thank partner.
8. Raise hand to find a new partner.
9. Repeat.

Lines of Communication



1. Look and listen.
2. Form 2 rows facing each other.
3. Wait for signal.
4. Greet partner.
5. Partner A Shares. Partner B listens.
6. Partner B shares. Partner A listens.
7. Wait for signal. Thank your partner.
8. Partner A moves 1 person to the left.
9. Wait for signal. Greet partner.
10. Repeat process.

Social Skills for Communication

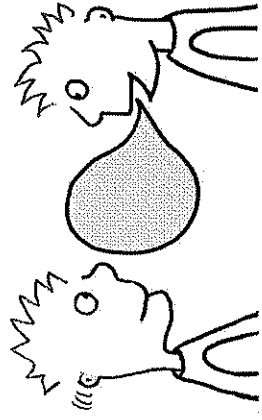
1. Make eye contact.




2. Listen.



3. Take turns.



4. Speak clearly



5. Accept and provide feedback.

